

Sous 48H ou 72H

AS= Anodisé naturel (15 microns)

Ral 9016 : Laqué Blanc satiné

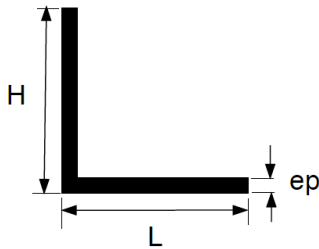
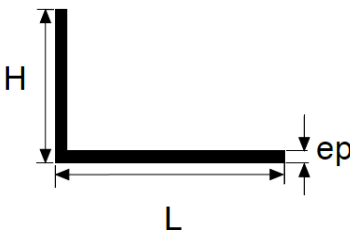
Ral 9005 : Laqué Noir satiné

Alliage : alu 6060 (AGS) T6

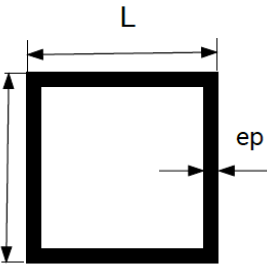
✓ : en stock

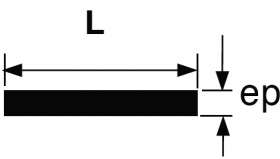
Longueur : 6 mètres

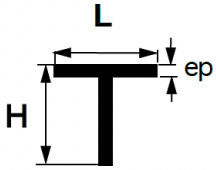
Ral 7016 : Laqué gris

CORNIERE	Cote	Référence	Brut	AS	9016 satiné	9005 satiné	7016 satiné	7016 texturé
	10/10/1,5	Ce1015	✓	✓	✓			
	15/15/1,5	Ce1515	✓	✓	✓	✓		
	20/10/2	Ci20102	✓	✓	✓			
	20/15/2	Ci20152	✓	✓	✓			
	20/20/2	Ce202	✓	✓	✓	✓	✓	✓
	25/25/2	Ce252	✓	✓	✓	✓	✓	
	30/15/2	Ci30152	✓	✓	✓			
	30/20/2	Ci30202	✓	✓	✓	✓	✓	
	30/30/2	Ce302	✓	✓	✓	✓	✓	✓
	40/20/2	Ci40202	✓	✓	✓	✓	✓	✓
	40/30/2	Ci40302	✓	✓	✓			
	40/40/2	Ce402	✓	✓	✓	✓	✓	✓
	50/20/2	Ci50202	✓	✓	✓			✓
	50/30/2	Ci50302	✓	✓	✓			
	50/50/2	Ce502	✓	✓	✓	✓		
	50/50/5	Ce505	✓	✓	✓			
	60/20/2	Ci60202	✓	✓	✓			
	60/30/2	Ci60302	✓	✓	✓			
	60/40/2	Ci60402	✓	✓	✓	✓	✓	✓
	60/60/2	Ce602	✓	✓	✓		✓	
	70/30/2	Ci70302	✓	✓	✓			
	80/25/2	Ci80252	✓	✓	✓			
	80/40/2	Ci80402	✓	✓	✓			
	100/20/2	Ci100202	✓	✓	✓		✓	✓
	100/100/2	Ce1002	✓	✓	✓			
	110/40/2	Ci110402	✓	✓	✓			
	120/20/2	Ci120202	✓	✓	✓			
	120/50/2	Ci120502	✓	✓	✓		✓	✓

<b>Sous 48H ou 72H</b> <b>AS= Anodisé naturel (15 microns)</b> <b>Ral 9016 : Laqué Blanc satiné</b> <b>Ral 9005 : Laqué Noir satiné</b>	<b>Alliage : alu 6060 (AGS) T6</b> <b>✓ : en stock</b> <b>Longueur : 6 mètres</b> <b>Ral 7016 : Laqué gris</b>
--	---

TUBE CARRE	Cote	Référence	Brut	AS	9016 satiné	9005 satiné	7016 satiné	7016 texturé
	20/20/1,5	TC2015	✓	✓	✓			
	25/25/2	TC252	✓	✓	✓			
	30/30/2	TC302	✓	✓	✓		✓	✓
	30/30/1,4	9030	✓					
	35/35/2	TC352	✓	✓				
	40/40/2	TC402	✓	✓	✓	✓	✓	✓
	40/40/1,4	9040	✓					
	50/50/2	TC502	✓	✓	✓			
	60/60/2	TC602	✓	✓	✓			
	80/80/2	TC802	✓	✓	✓			
	100/100/2	TC1002	✓	✓	✓		✓	✓
	150/150/3	TC1503	✓			✓		

PLAT	Cote	Référence	Brut	AS	9016 satiné	9005 satiné	7016 satiné	7016 texturé
	15/2	P152	✓	✓	✓			
	20/2	P202	✓	✓	✓	✓		
	25/3	P253	✓	✓	✓			
	30/2	P302	✓			✓	✓	✓
	40/2	P402	✓	✓		✓	✓	✓
	50/2	P502	✓	✓	✓			
	50/5	P505	✓					
	60/2	P602	✓	✓	✓		✓	✓
	80/2	P802	✓	✓	✓			

PROFIL T	Cote	Référence	Brut	AS	9016 satiné	9005 satiné	7016 satiné	7016 texturé
	20/20/2	T202	✓	✓	✓		✓	
	40/40/3	T403	✓	✓	✓			

Sous 48H ou 72H

AS= Anodisé naturel (15 microns)

Ral 9016 : Laqué Blanc satiné

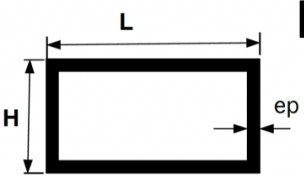
























Ral 9005 : Laqué Noir satiné

Alliage : alu 6060 (AGS) T6

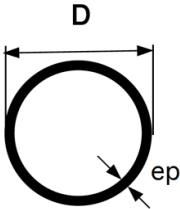
✓ : en stock

Longueur : 6 mètres

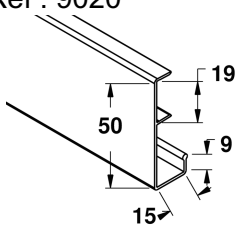
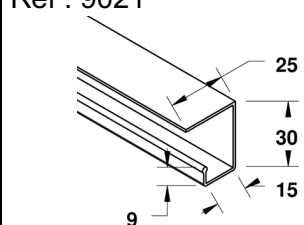
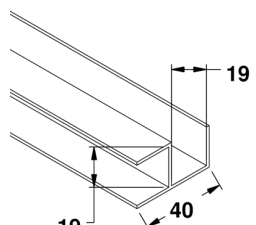
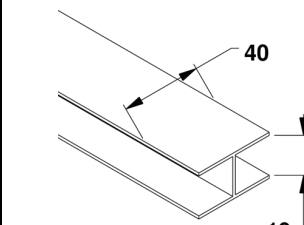
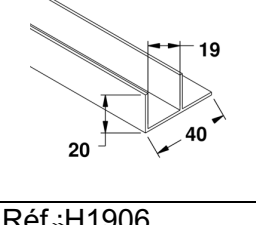
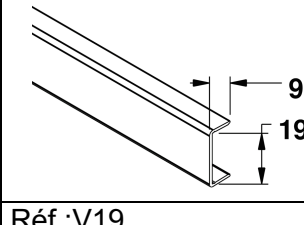
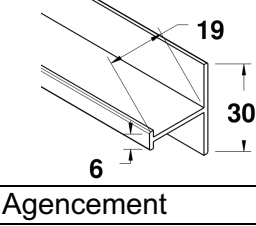
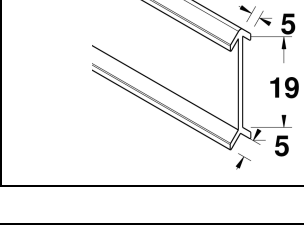
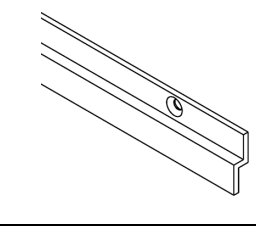
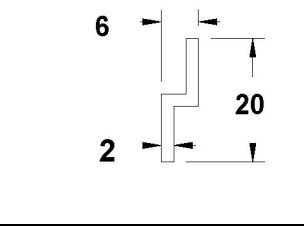
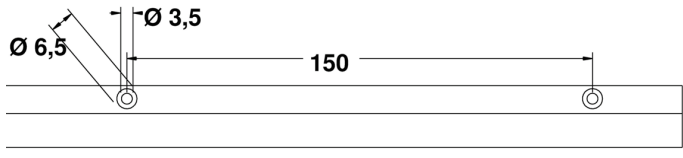
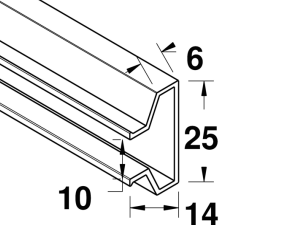
Ral 7016 : Laqué gris

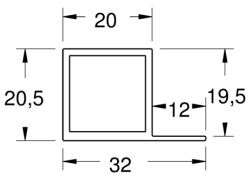
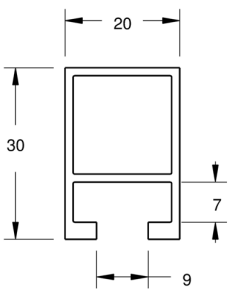
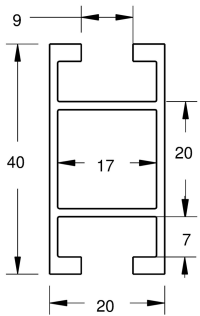
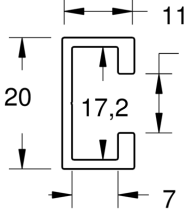
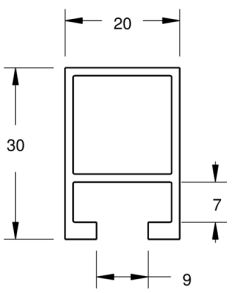
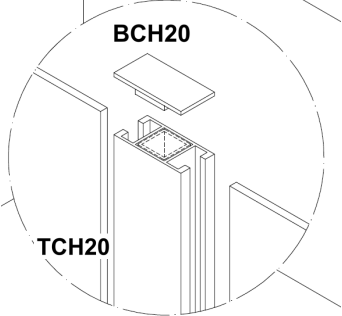
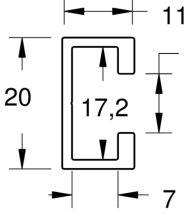
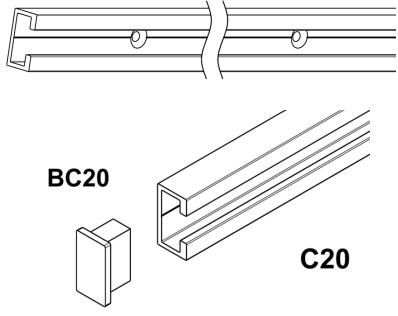
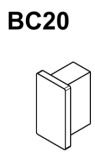
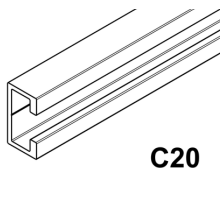
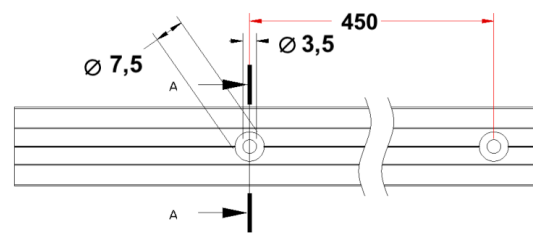
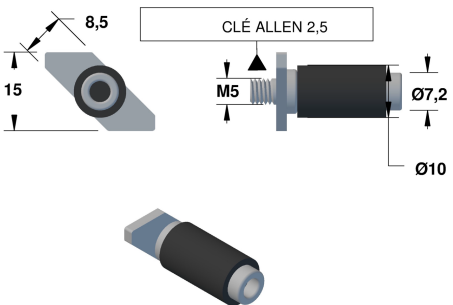
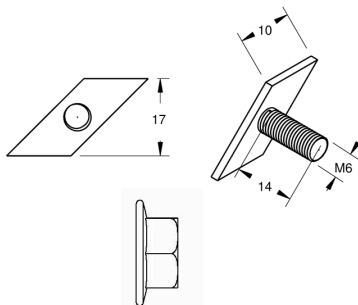

TUBE RECTANGLE	Cote	Référence	Brut	AS	9016 satiné	9005 satiné	7016 satiné	7016 texturé	
	30/15/1,5	TR301515	✓	✓	✓				
	 30/15/1,5	9001	✓	✓	✓				
	30/20/2	TR30202	✓	✓	✓				
	40/20/2	TR40202	✓	✓	✓	✓			
	 40/20/2	BSR4020	sur commande						
	50/20/2	TR50202	✓	✓	✓				
	50/30/1,8	TR503018	✓	✓	✓		✓	✓	
	60/30/2	TR60302	✓	✓	✓				
	 60/30/2	BSR6030	sur commande						
	60/34/4,5	6034	✓	✓	✓				
	 60/35/2	BSR6035	sur commande						
	60/40/2	TR60402	✓	✓	✓	✓	✓	✓	
	 80/22	BSR8022	sur commande						
	80/40/2	TR80402	✓	✓	✓				
	 100/20/2	BSR10020	✓		✓				
	 100/30	BSR10030	sur commande						
	 100/40	BSR10040	sur commande						
	100/50/2	TR100502	✓	✓	✓		✓	✓	
	 120/22	BSR12022	sur commande						
	120/30/2	TR120302	✓	✓	✓				
	 145/20	BSR14520	sur commande						
	 150/18/1,3	TR1501813	✓	✓	✓				
	 150/30	BSR15030	sur commande						
	 150/40/3	BSR15040	✓		✓				
	 200/20	BSR20020	sur commande						
	 200/31	BSR20030	sur commande						
	 200/40	BSR20040	✓						
	 250/40	BSR25040	sur commande						
	 280/45	BSR28045	sur commande						
	 300/30	BSR30030	sur commande						
	 300/40	BSR30040	sur commande						
	 300/50	BSR30050	✓						
	 300/60	BSR30060	sur commande						
 340/30	BSR34030	sur commande							
 375/50	BSR37550	sur commande							

**Sous 48H ou 72H**
**AS= Anodisé naturel (15 microns)**
**Ral 9016 : Laqué Blanc satiné**
**Ral 9005 : Laqué Noir satiné**
**Alliage : alu 6060 (AGS) T6**
**✓ : en stock**
**Longueur : 6 mètres**
**Ral 7016 : Laqué gris**

<b>TUBE ROND</b>	<b>Cote</b>	<b>Référence</b>	<b>Brut</b>	<b>AS</b>	<b>9016 satiné</b>	<b>9005 satiné</b>	<b>7016 satiné</b>	<b>7016 texturé</b>
	∅ 16/2	O162	✓	✓	✓			
	∅ 20/1,5	O2015	✓	✓	✓	✓		
	∅ 25/2	O252	✓	✓	✓			
	∅ 30/2	O302	✓	✓	✓			
	∅ 35/2	O305	✓	✓	✓	✓	✓	✓
	∅ 40/2	O402	✓	✓	✓	✓	✓	
	∅ 40/5	9405	✓	✓	✓			
	∅ 50/2	O502	✓	✓	✓	✓	✓	
	∅ 50/5	O505	✓	✓	✓	✓	✓	✓
	∅ 60/2	O602	✓	✓	✓	✓	✓	✓
∅ 80/2	O802	✓	✓	✓				

<b>PROFIL U</b>	<b>Cote</b>	<b>Référence</b>	<b>Brut</b>	<b>AS</b>	<b>9016 satiné</b>	<b>9005 satiné</b>	<b>Cote intérieure</b>
H/L/H/ep	10/10/10/1,5	U1015	✓	✓	✓	✓	7 mm
	15/15/15/1,5	U1515	✓	✓	✓		12 mm
** prépercé tous les 200mm	16/13/16/1,5	U1613**	✓	✓	✓		10 mm
** prépercé tous les 450mm	11/20/11/1,4	C20**	✓		✓	✓	9 mm
	20/12/20/2	U2012	✓	✓	✓		8mm
	20/15/20/2	U20152	✓	✓	✓		11mm
	20/16/20	1028	✓				12,8 mm
	22/20/22	9028	✓	✓	✓		16 mm
	20/20/20/2	U202	✓	✓	✓		16 mm
	9/21,5/9/1,3	9019	✓	✓	✓	✓	19,5 mm
	20/22,5/20/1,5	9026	✓	✓	✓		19,5 mm
	20/40/20/2	U20402	✓	✓	✓		36 mm
	25/25/25/2	U252	✓	✓	✓		21 mm
	30/20/30/2	U30202	✓	✓	✓		16 mm
	30/50/30/2	U30502	✓	✓	✓		46 mm
bouchons B9002	27/13/15/1,5	9002	✓	✓	✓		9 mm
	102/60/102/5	PRBSRU10260	✓				50,5 mm
	70/40/20/2,3	OM7040	✓				35,4 mm

Sous 48H ou 72H		✓ : en stock						
Dossiers suspendus		Réf	Brut	AS	9016	9005	7016	Long.
Réf : 9020 	Réf : 9021 	9020	✓	✓	✓			6 mètres
		9021	✓	✓	✓			6 mètres
		Réf 9020 : à clipper sur du panneau de 19mm Réf 9021 : avec une gorge pour visser dans l'axe Application : dossiers suspendus pour armoire						
Agencement pour panneau de 19mm								
Réf : 9022 	Réf : 9023 	9022	✓	✓	✓			6 mètres
		9023	✓	✓	✓			6 mètres
		Pour assemblages de panneaux de 19mm Application : cloisons, mobilier						
Réf : 9024 	Réf : 9019 	9024	✓	✓	✓			6 mètres
		9019	✓	✓	✓	✓		6 mètres
		Réf 9019 : à clipper sur chant de panneau de 19mm Pour réaliser les finitions de tablettes Application : cloisons, mobilier, renfort de chant						
Réf : H1906 	Réf : V19 	H1906	✓	✓	✓			6 mètres
		V19	✓	✓	✓			6 mètres
Agencement								
Réf : A9025 		A9025	✓					6 mètres
		Application : pose murale invisible 						
Réf : MS19 								
	MS19	✓	✓				6 mètres	
		Application : réalisation de mobiliers de présentoir						

Gamme FASTAB		Réf	Brut	AS	9016	9005	7016	Long.
<p>Réf : TCT20</p>    	<p>Réf : TCS20</p>  	TCT20	✓		✓	✓		6 mètres
			TCS20	✓		✓	✓	
		<p>Réf TCT20 : pour une tablette en panneau de 19mm</p> <p>Réf TCS20 : tube carré avec une gorge de 9mm pour fixer des accessoires, insérer un verre, un plexi</p> <p>Un même bouchon BCT20 pour les 2 profils</p> <p>Application : cloisons, mobilier</p> <p>Voir page B0</p>						
		TCH20	✓		✓	✓		6 mètres
		<p>Réf TCH20 : tube carré avec double gorge de 9mm pour fixer des accessoires, insérer un verre, un plexi</p> <p>BCH20 : bouchon du TCH20</p> <p>Application : cloisons, mobilier</p> <p>Plusieurs départs en associant le TCH20 avec le C20</p>						
		C20	✓		✓	✓		6 mètres
		<p>Application : rail pour fixation murale rail pour fixation au plafond</p>     						
<b>Accessoires associés</b>								
<p>Réf : CLPvis</p> 		<p>Réf : CLvis en M6 + écrou</p> 			<p>Réf : CM8vis en M8</p>  <p>Réf : CRvis</p> 